



RichWave

2022 Q3 法人說明會

Bridge
Everything
with
Connectivity

2022 Q3

COMPANY OVERVIEW

• WUHAN
SHANGHAI
SHENZHEN • SEONGNAM
TAIPEI
CHUPEI

SAN JOSE •




Founded
Jan. 2004



Listed in TSE
Nov. 2015



Customers
100+



Products
270+

經營方向與策略

在WiFi- WiFi7 及未來扎實根基

+

在物聯網、行動通訊及車用提供多樣化產品

+

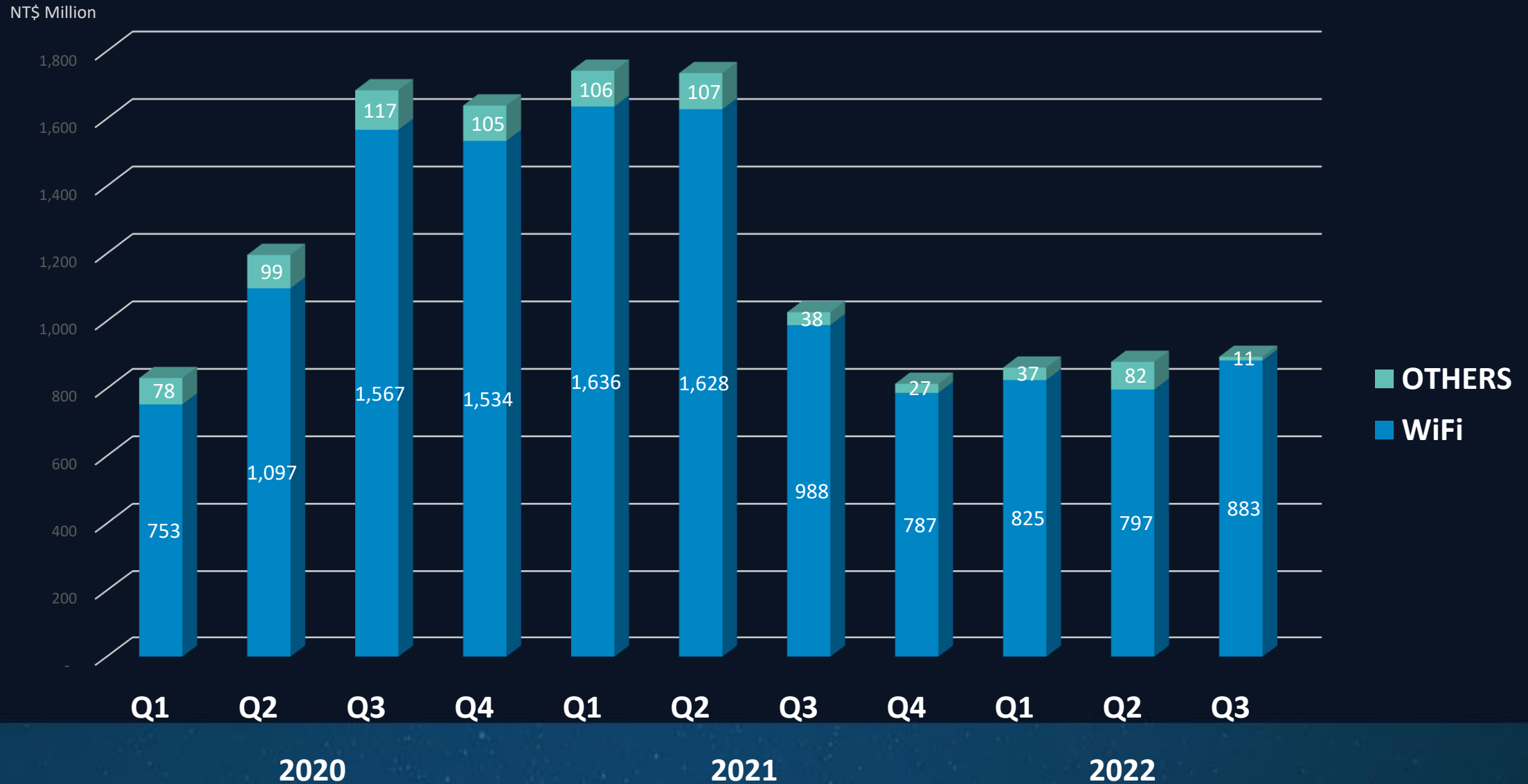
掌握不同製程並應用在各類產品設計上

+

最佳夥伴及優異的客戶服務

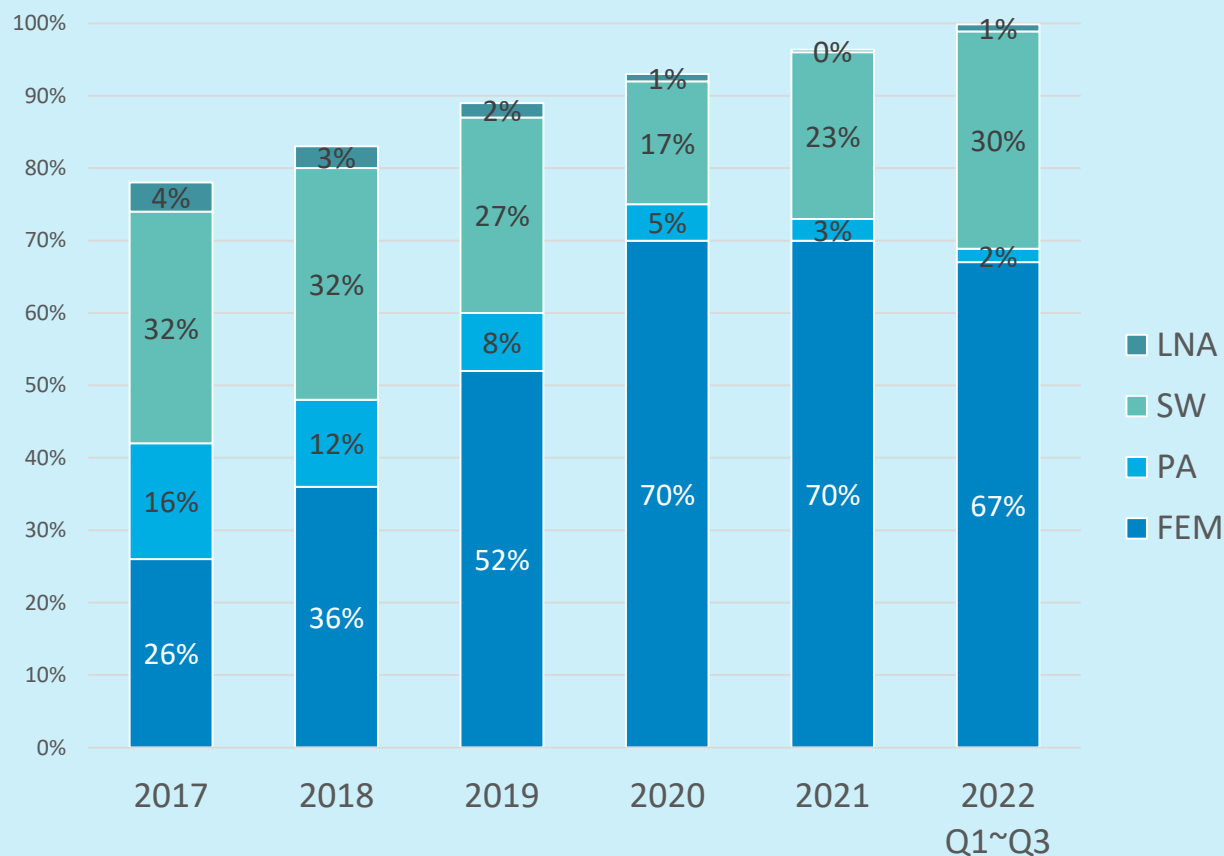
以產品技術及市場策略創造公司長期價值

各產品線佔營收比重



持續攻克高效能FEM 及合作夥伴平台

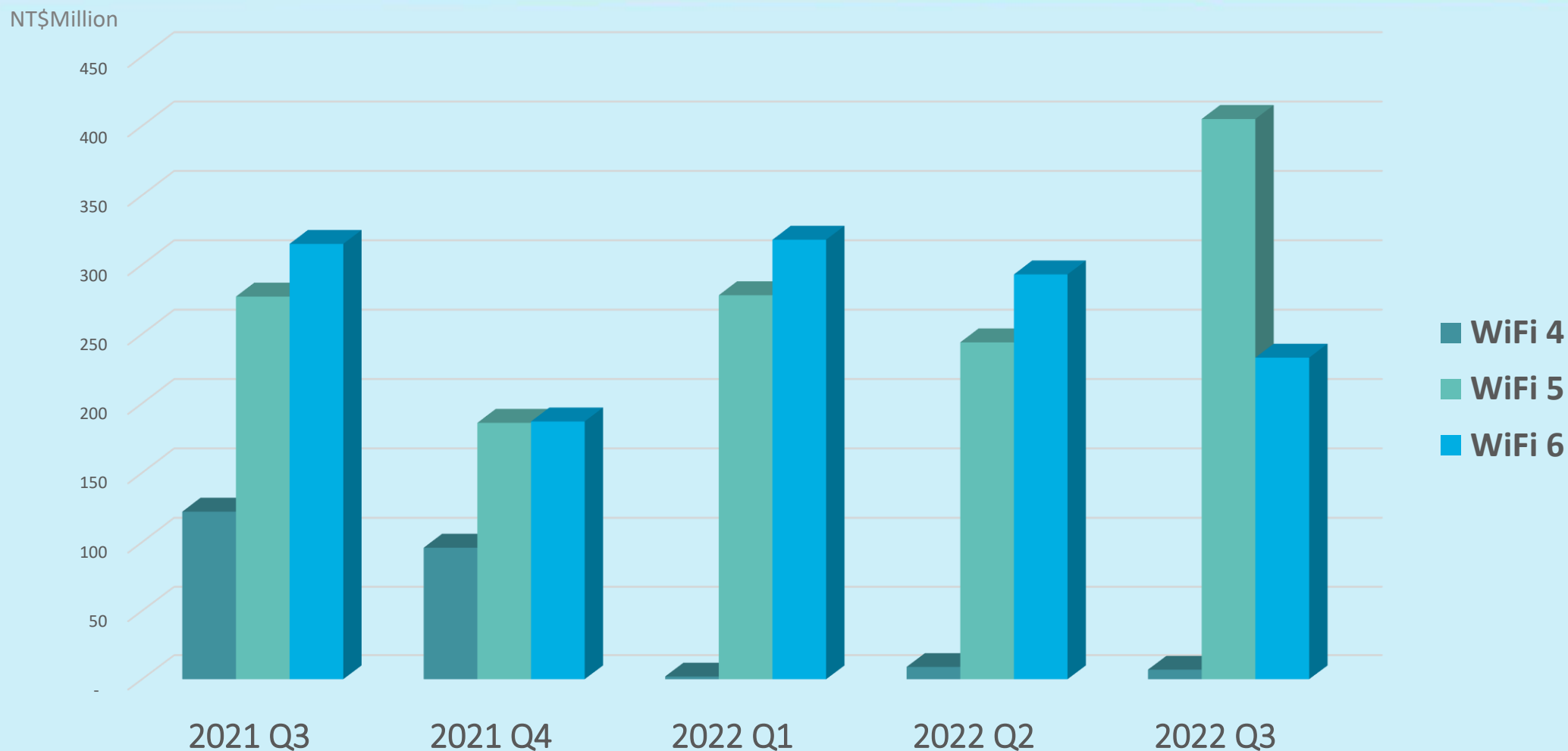
在高效能FEM 拿下更多市場



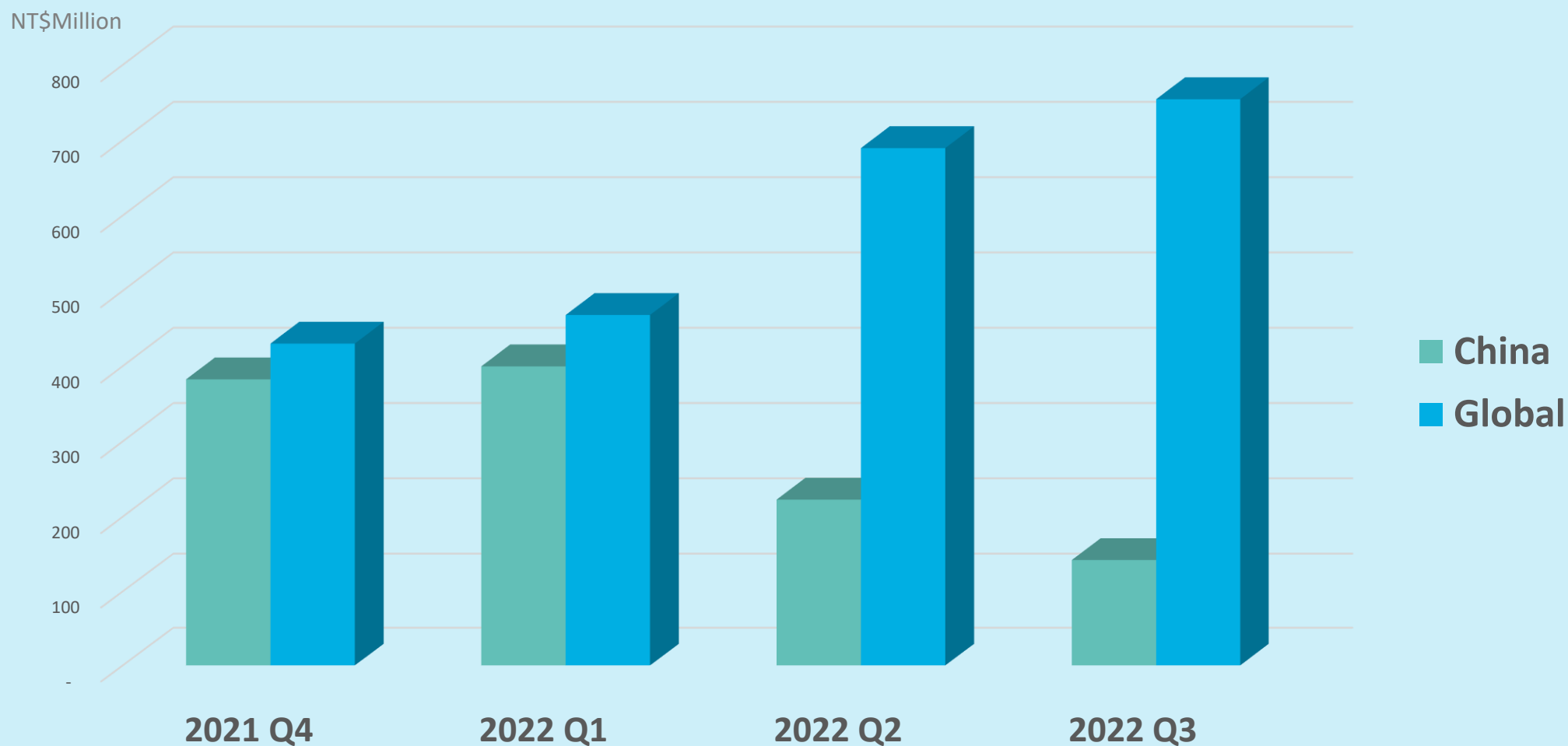
完整的主晶片平台參考設計



WiFi 營收- 依規格標準



WiFi 營收- 依地區





Wi-Fi 產品

完整的射頻前端解決方案

全球區業務及客戶數量不斷增加

在寬頻技術演進及WiFi7的技術地位

濾波器產品線持續擴張



PA



LNA



SW



FEM



FILTER

SAGEMCOM

Telefonica

Google

amazon

Reliance Industries Limited

orange™



行動通訊產品

行動通訊元件及FEM產品提高接收靈敏度及增加覆蓋率

手機產品線不斷擴張

手機WiFi6 FEM持續出貨

手機WiFi6E FEM新客戶認證中



FEM



LNA



SW



FILTER



Lenovo



MOTOROLA

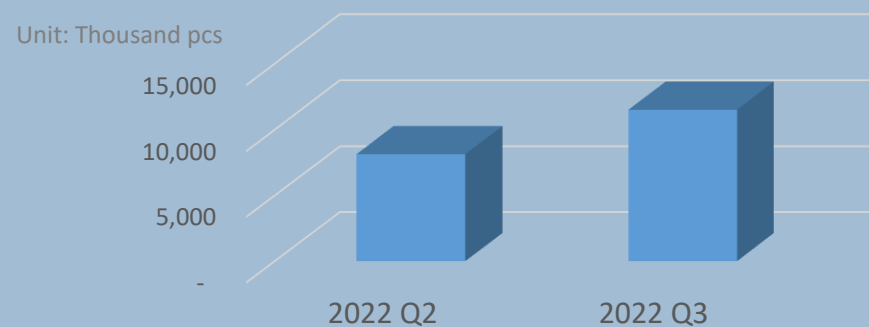
SONY SHARP

Cable 開關

- Cable/DOCSIS 開關持續打入歐美主要電信商
- Cable 開關市場占有率持續提升



Cable Switch Q'ty





雷達感測器



超越視界的視眼

應用在智慧照明、電子鎖及安全系統的
5.8GHz 頻段雷達感測器持續出貨

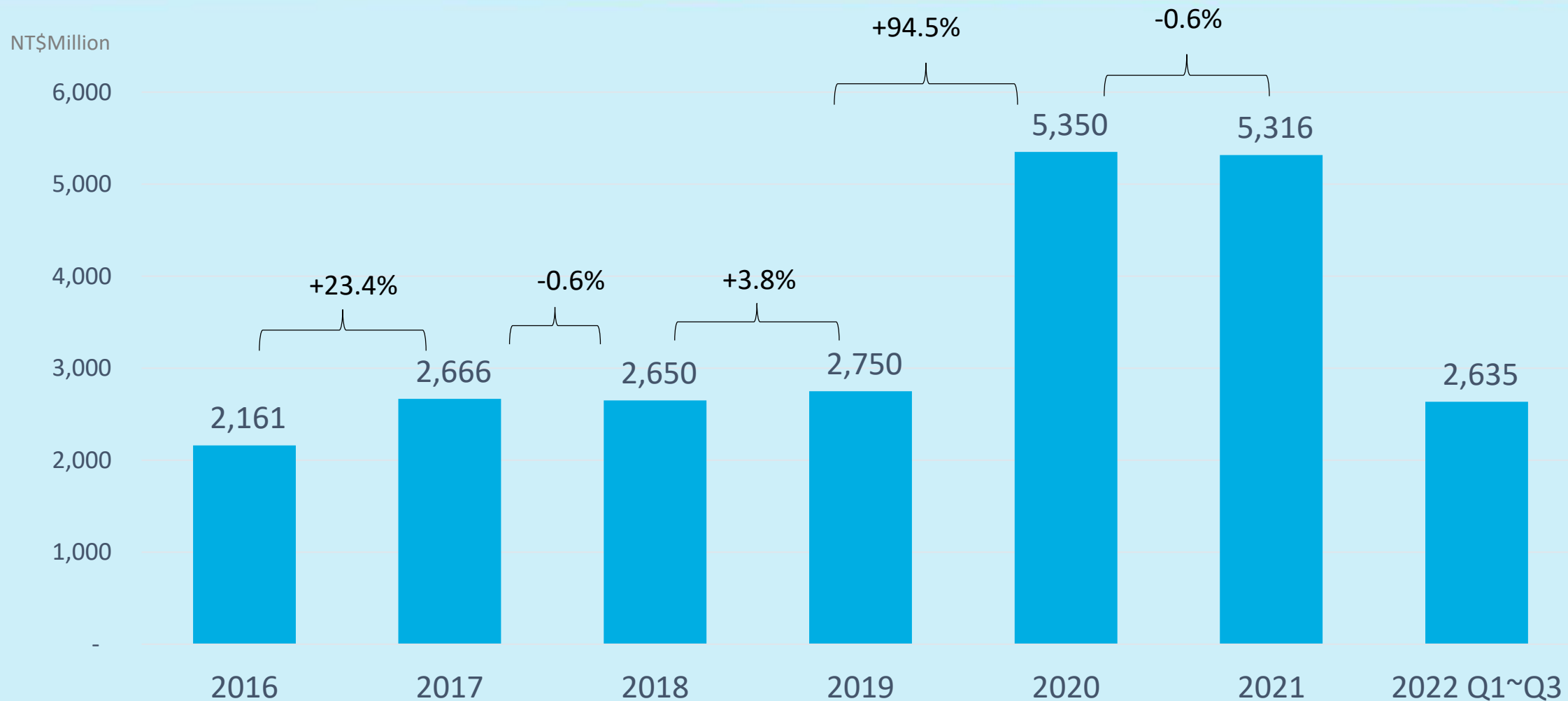
毫米波雷達研發中

10GHz 頻段的雷達感測器打入全球客戶並
出貨



	Motion Detection	Breath Detection	Distance Detection	People Detection	Proximity Sensor
5.8GHz AFE 	<input type="radio"/>	<input type="radio"/>			
UWB Radar SOC 	<input type="radio"/>	<input type="radio"/>	<input type="radio"/>	<input type="radio"/>	<input type="radio"/>

2016-2022 銷售淨額



2017-2022營運報告



	2017		2018		2019		2020		2021		2022 Q1~Q3	
NT\$ Thousand	Amount	%	Amount	%	Amount	%	Amount	%	Amount	%	Amount	%
Net Revenue	2,666,091	100%	2,650,169	100%	2,749,555	100%	5,350,200	100%	5,316,267	100%	2,635,202	100%
Operating Cost	1,756,985	66%	1,785,052	67%	1,764,877	64%	3,451,573	65%	3,770,235	71%	1,815,050	69%
Gross Profit	909,106	34%	865,117	33%	984,678	36%	1,898,627	35%	1,546,032	29%	820,152	31%
Operating Expense	637,924	24%	663,948	25%	741,444	27%	890,675	17%	1,012,424	19%	798,636	30%
Operating Profit	271,182	10%	201,169	8%	243,234	9%	1,007,952	19%	533,608	10%	21,516	1%
Non-Operating income/expense	-109,056	-4%	12,934	0%	511	0%	9,155	0%	-6,702	0%	137,455	5%
Profit before Tax	162,126	6%	214,103	8%	243,745	9%	1,017,107	19%	526,906	10%	158,971	6%
Income Tax Expense	19,964	1%	36,918	1%	53,008	2%	150,891	3%	61,389	1%	20,593	1%
Net Profit	142,162	5.3%	177,185	6.7%	190,737	6.9%	866,216	16.2%	465,517	8.8%	138,378	5.3%
EPS	2.35		2.93		3.13		9.90		5.26		1.56	

企業社會責任





Thank you

Follow us on:  

For more information, visit us at:

www.richwave.com.tw